

ADVANCED BATTERY & CAPACITOR PATENT EDGE

2018 Update

ABC PatentEdge Quarterly Report



What is Advanced Battery & Capacitor PatentEdge™?

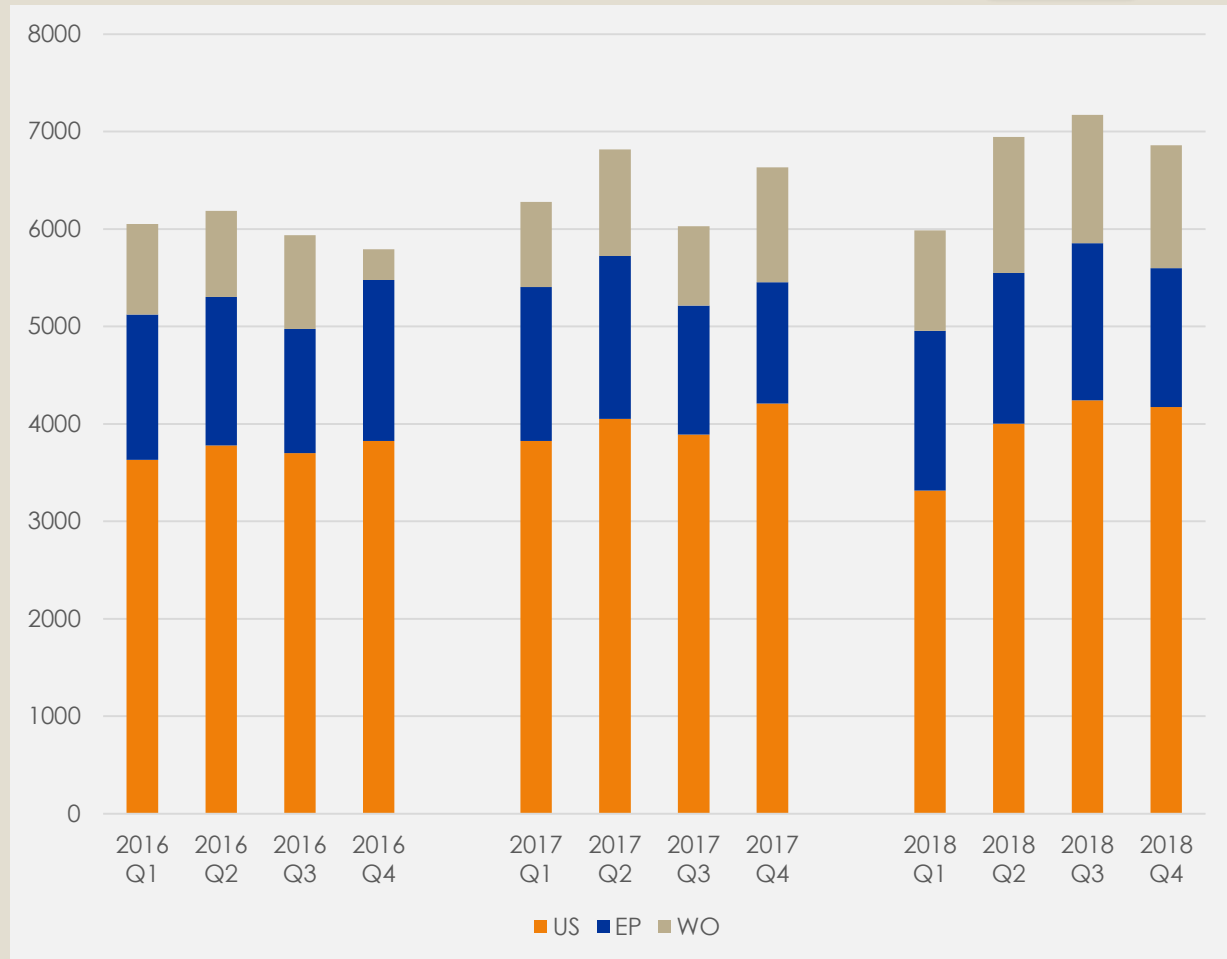
[ABC PatentEdge](#) is the only competitive patent intelligence solution specifically designed for the Advanced Battery market.

The ABC PatentEdge contains six high-level battery technology categories, developed by IP Checkups' along with industry leading battery technology experts. Within these six categories, there are 200+ technology and market-related sub-categories containing more than 250,000 patents published from worldwide* patenting authorities.

- **Purpose:** The [ABC PatentEdge Quarterly](#) was developed to provide insight into recent advanced battery industry patent activity. As part of our partnership, IP Checkups provides this quarterly report to NAATBatt members as an exclusive value-add.
- **Methodology:** The [ABC PatentEdge Quarterly](#) utilizes data from the [ABC PatentEdge](#) database to report on advanced battery trends and recent patent filing activity in specific battery technology areas.
- **Sources:** Statistics reported in the [ABC PatentEdge Quarterly](#) were derived from the [ABC PatentEdge](#) database, which houses over 250,000 battery-related patents from the U.S. Patent & Trademark Office, the World Intellectual Property Organization, the European Patent Office.

Worldwide Patent Publications: 2016 – 2018

- Battery-related patent filings increased last year, with nearly 27,000 new publications in 2018 (there were about 25,000 in 2017).
- 2018 quarterly publication volume fluctuated between about 6,000 and 7,000 combined US, EP, and WO publications.
- EP publications generally remained steady during 2018.
- Since 2016, PCT (WO) publications have increased by about 1000 publications per year.



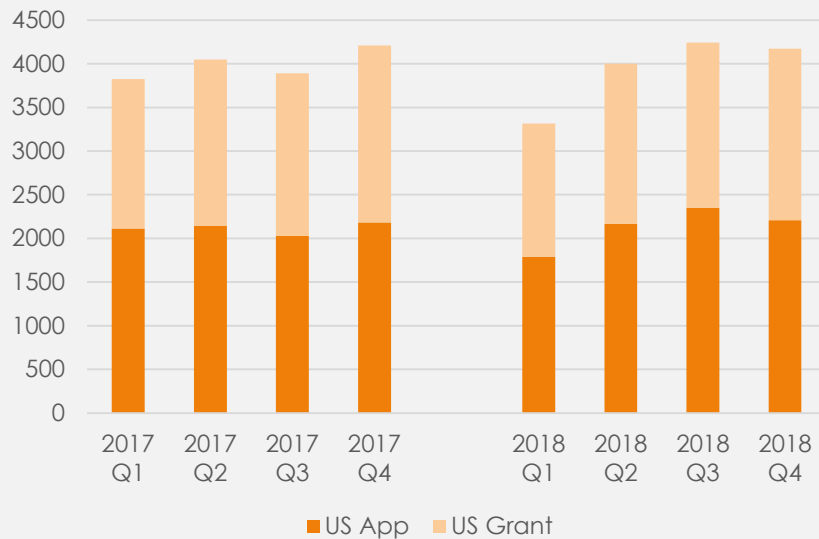
*Worldwide = U.S. published applications, U.S. granted patents, European (EP) published applications, European (EP) granted patents, World Intellectual Property Organization (WO) published applications

Worldwide Patent Publications: 2017 – 2018 US & EP App vs. Grant

US filing trends in Battery technology appear to be steady, as there were about 2,000 published applications per quarter for the past two years.

The US patent issuance rate increased slightly each quarter in 2018.

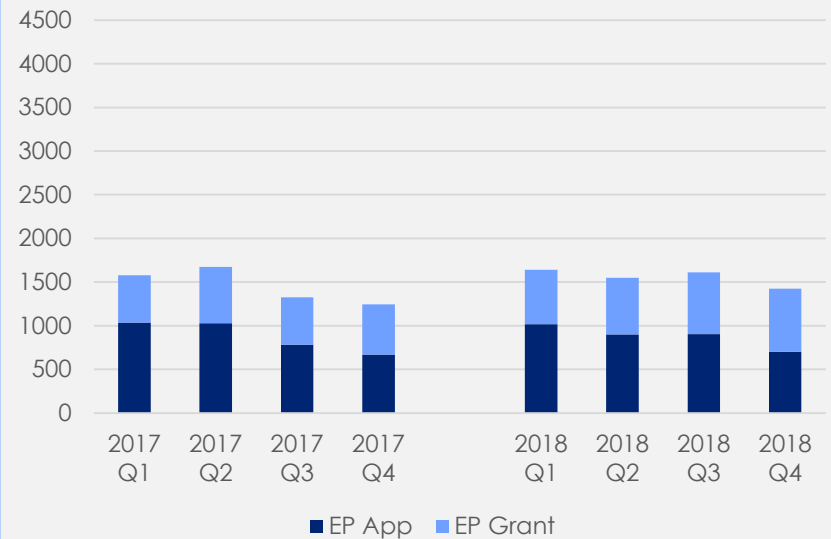
US Apps vs. Grants



The quarterly volume of EP published applications decreased over 2018, similar to the 2017 trend.

However, about 15% more granted EP patents were issued in 2018 than the previous year

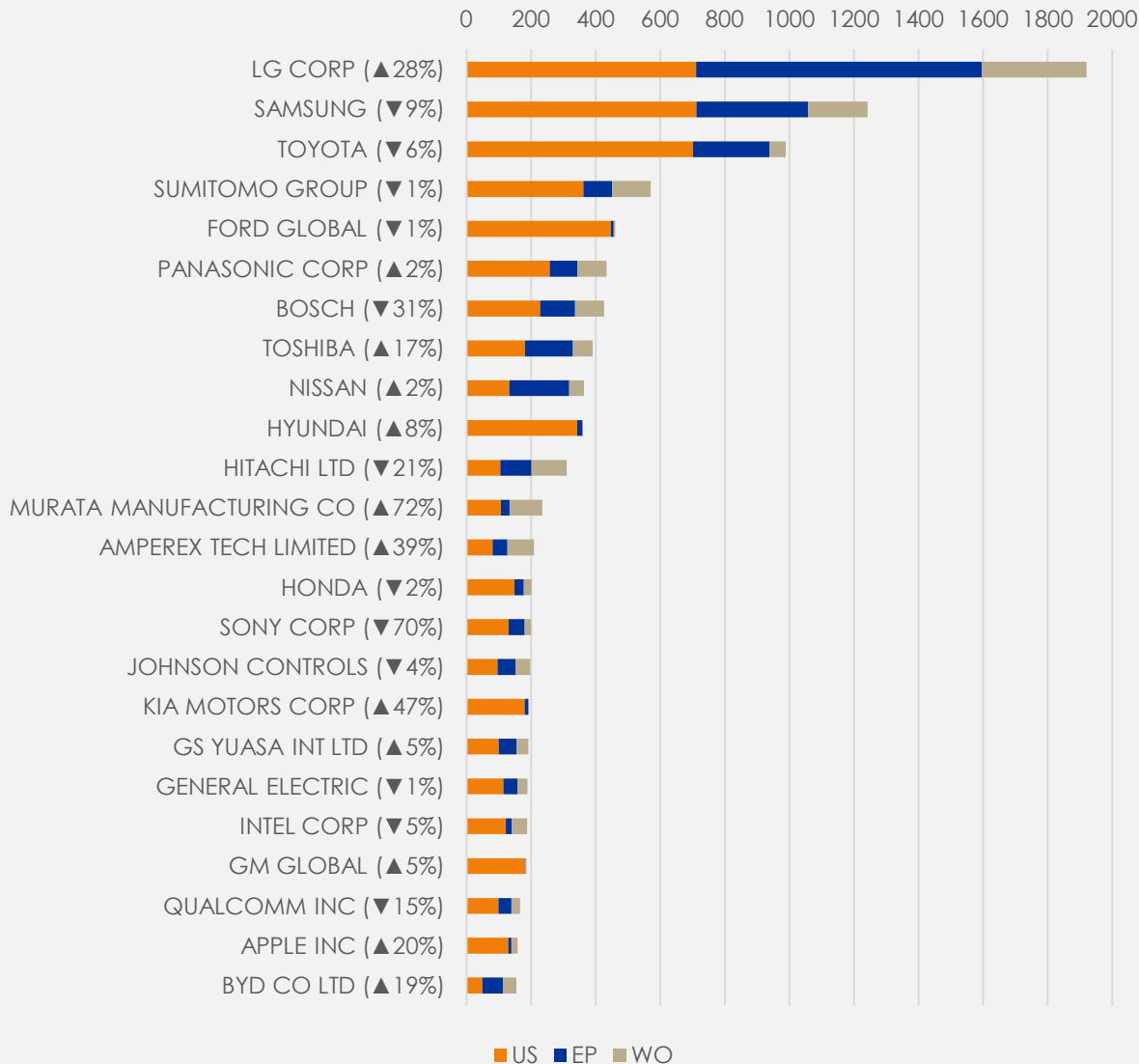
EP Apps vs. Grants



*Worldwide = U.S. published applications, U.S. granted patents, European (EP) published applications, European (EP) granted patents, World Intellectual Property Organization (WO) published applications

Top Worldwide Innovators

Top 20 Overall Assignees 2018: Worldwide Patent Publications

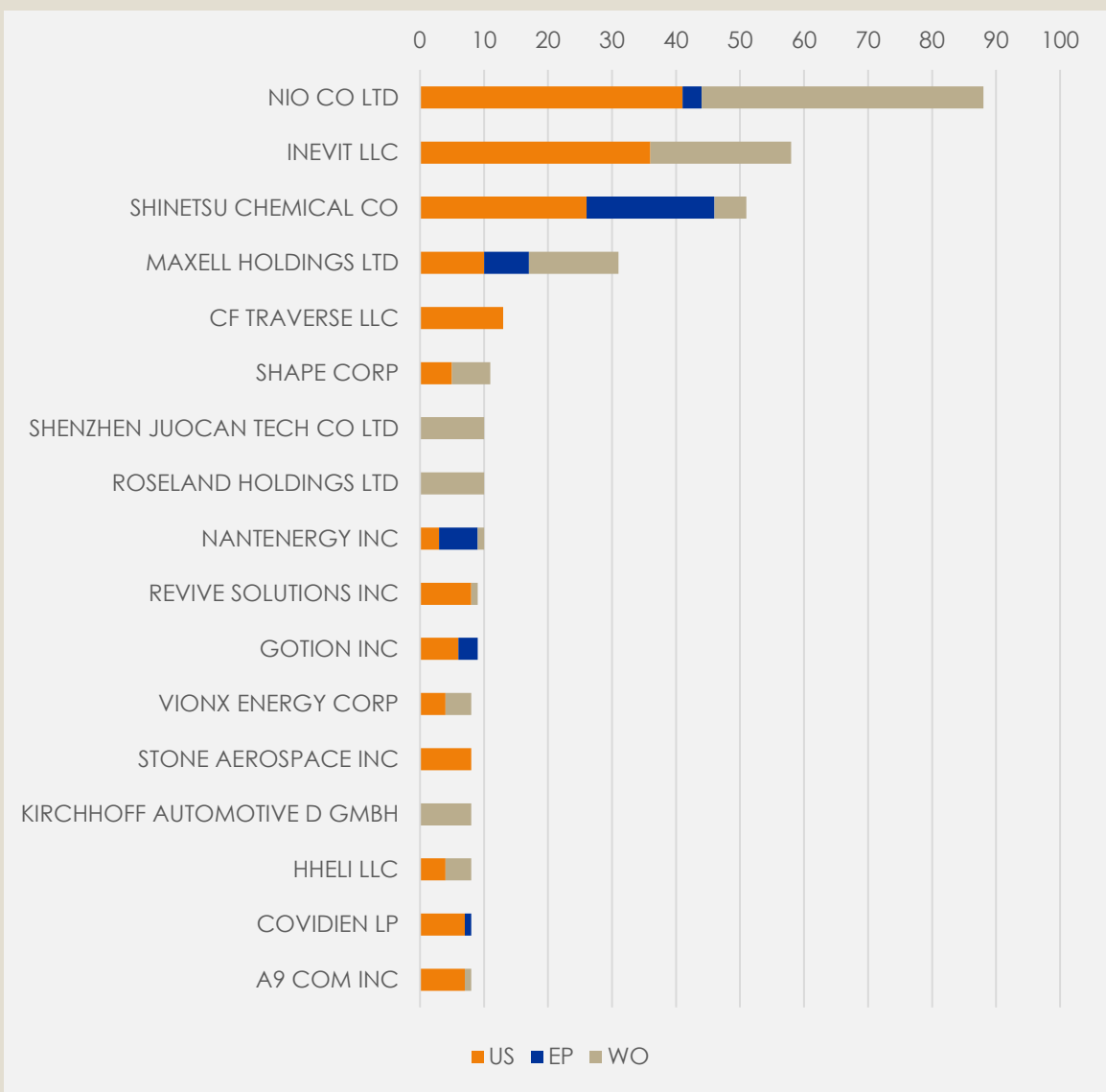



In 2018, **LG**, **Samsung**, and **Toyota** continued to be the top assignees, together accounting for nearly 15% of worldwide battery-related patent publications.


Among top-filing companies, the highest gains over 2017 were made by **Murata Mfg. (+72%)**, **Kia (+47%)**, and **Amperex (+39%)**.


Sony had 70% less filings than in 2017.

New Entrants 2018: Worldwide Patent Publications



 This chart shows “New Entrants” - top companies filing in 2018 companies with no filings in the previous two years.

 **Nio Co** is a Chinese automobile manufacturer headquartered in Shanghai, specializing in designing and developing electric autonomous vehicles.

 **InEvit** is an electrical vehicle battery modularization started headed by former Tesla CEO Martin Eberhard.

Active Academic & Research Institutions: 2018

Academic/Research Institution	#	Academic/Research Institution	#
UNIV CALIFORNIA	84	UNIV SOUTHERN CALIFORNIA	10
MASSACHUSETTS INSTITUTE OF TECH	63	HARVARD COLLEGE	10
UNIV TSINGHUA	36	RESEARCH & BUSINESS FOUND SUNGKYUNKWAN UNIV	10
INDUSTRIAL TECH RESEARCH INSTITUTE	35	UNIV SOUTH CHINA TECH	9
UNIV MICHIGAN REGENTS	32	UNIV KING FAHD PET & MINERALS	9
UCHICAGO ARGONNE LLC	31	UNIV WASHINGTON	9
UNIV TEXAS	29	UNIV TOKYO	8
BATTELLE MEMORIAL INSTITUTE	25	UNIV PRINCETON	8
UNIV CORNELL	24	ZHEJIANG GEELY AUTOMOBILE RES INSTITUTE CO LTD	8
UNIV LELAND STANFORD JUNIOR	22	UNIV NANYANG TECH	8
UNIST ULSAN NATIONAL INSTITUTE OF SCIENCE AND TECH	19	NAT UNIV SINGAPORE	8
UNIV ILLINOIS	16	RAMOT AT TEL AVIV UNIV LTD	8
UNIV KING ABDULLAH SCI & TECH	15	THE REGENTS OF THE UNIV OF COLORADO	7
UNIV MARYLAND	15	UNIV DE PICARDIE JULES VERNE	7
SEOUL NATIONAL UNIV R&DB FOUNDATION	13	UNIV WASEDA	7
UNIV CASE WESTERN RESERVE	12	UNIV NEW YORK STATE RES FOUND	7
UNIV RICE WILLIAM M	12	UNIV ARIZONA STATE	7
UNIV DE NANTES	12	UNIV MICHIGAN STATE	7
GRADUATE SCHOOL SHENZHEN TSINGHUA UNIV	12	KOREA INSTITUTE OF INDUSTRIAL TECH	7
UNIV NORTHWESTERN	11	HANYANG UNIV	7
RESEARCH INSTITUTE OF INDUSTRIAL SCIENCE & TECH	11		



These academic universities and research institutions were the leaders in advanced battery related published patent applications in 2018.

*Worldwide = U.S. published applications, U.S. granted patents, European (EP) published applications, European (EP) granted patents, World Intellectual Property Organization (WO) published applications

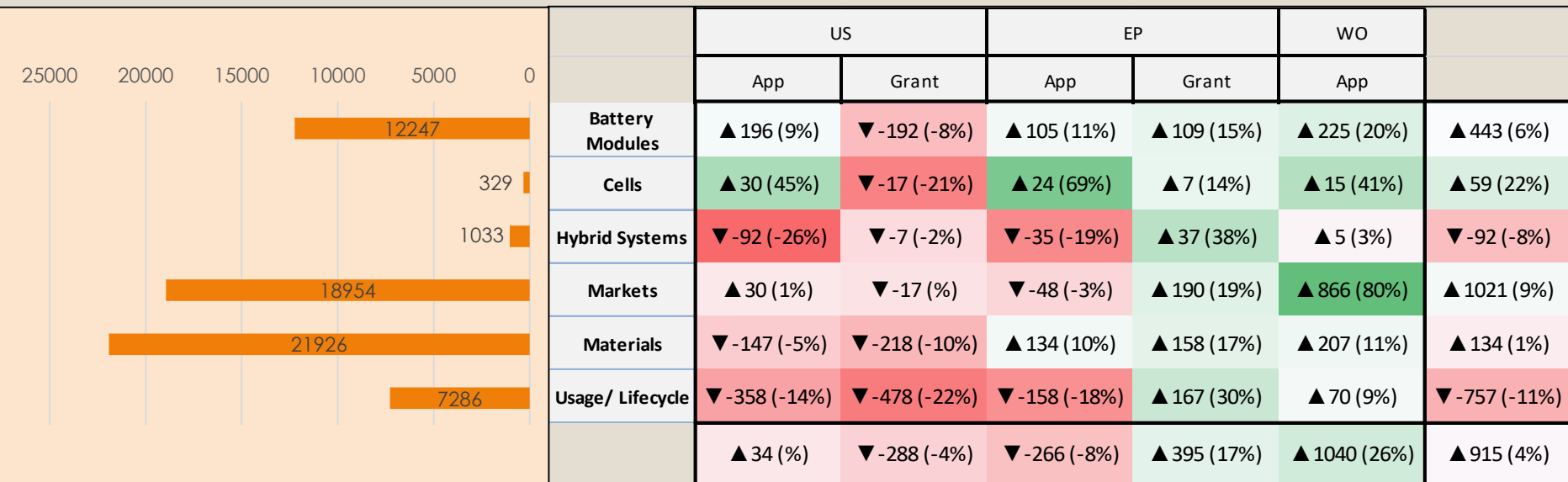


Patent Activity in Key Battery Technology Sectors

Worldwide Patent Publications in Battery Sectors: Full Year 2018

Overall Sector Activity

Sector Activity Change from 2017 to 2018



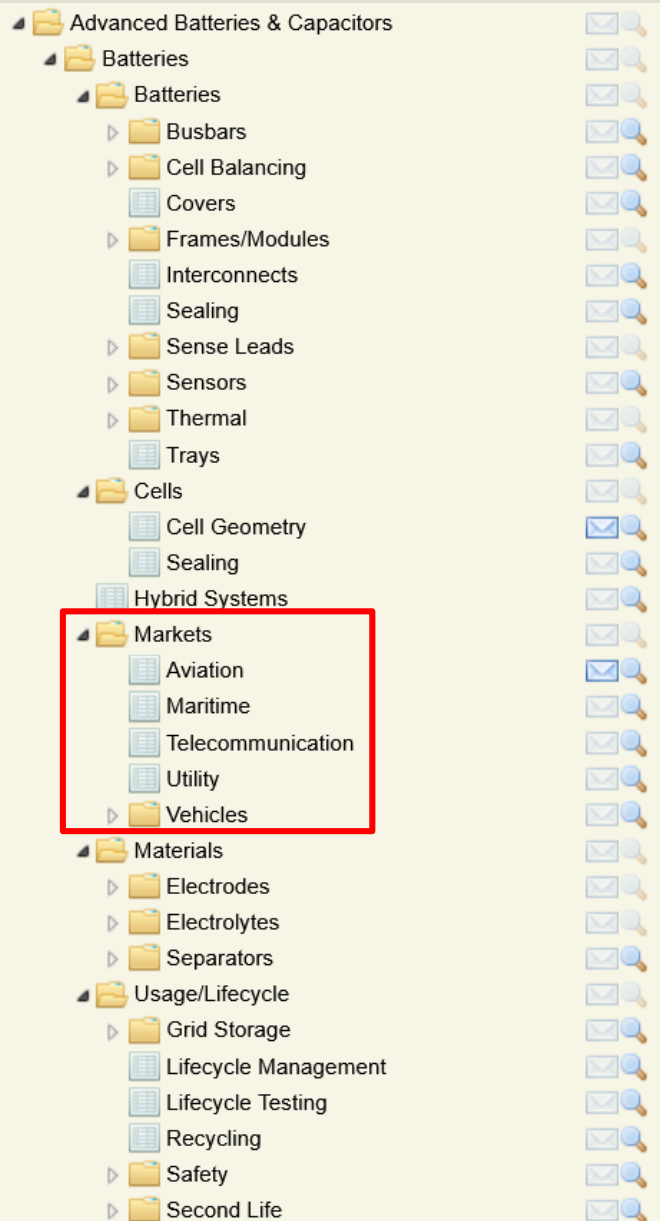
- In 2018, overall publication rates increased 4%, with the most notable sector increase in *Battery Cells*, 26%.
- While there was a net decrease in US publications, the volume of EP patents granted in 2018 increased 17% over 2017.
- The largest sector publication volume increase was in PCT (WO) applications relating to *Battery Markets* (up 80%).

*Note that many patents are categorized in multiple categories.



Spotlight on Battery Innovation in the **Vehicles** Sector

ABC PatentEdge Hierarchy



Within the ABC PatentEdge™ database, there are six main high-level categories.

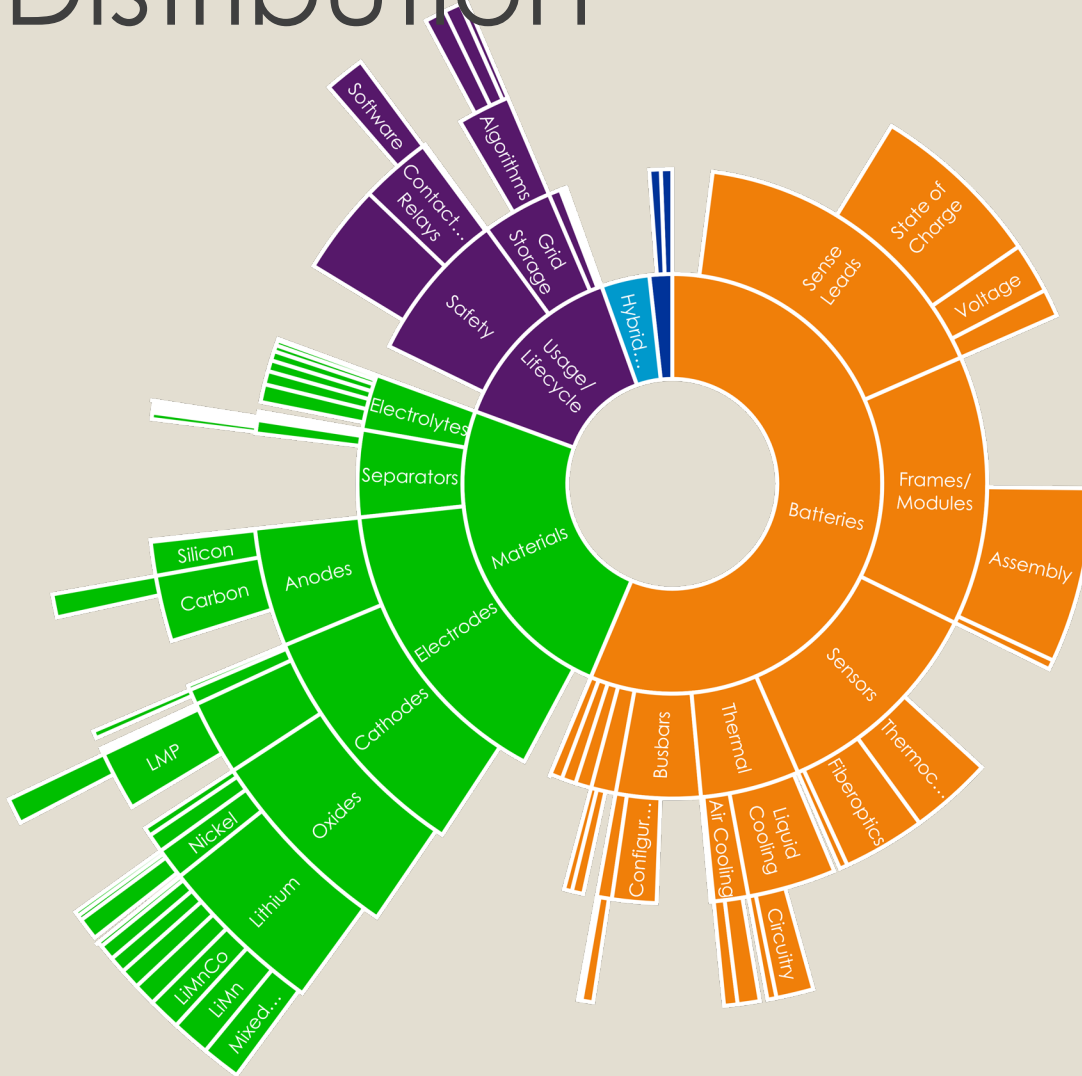
- Battery Modules
- Cells
- Hybrid Systems
- Markets
- Materials
- Usage/Lifecycle

There is significant overlap between categories, particularly between Markets (i.e. End Use) and technical sectors such as Battery Modules, Materials, and Usage/Lifecycle.

This year, IP Checkups inspects the Vehicles Market category, and in particular the overlap between Vehicles and Battery Modules, Materials, and Usage/Lifecycle.

PatentCAM enables users to compare the overlap between multiple categories.

2018 Vehicle Sector Patent Distribution



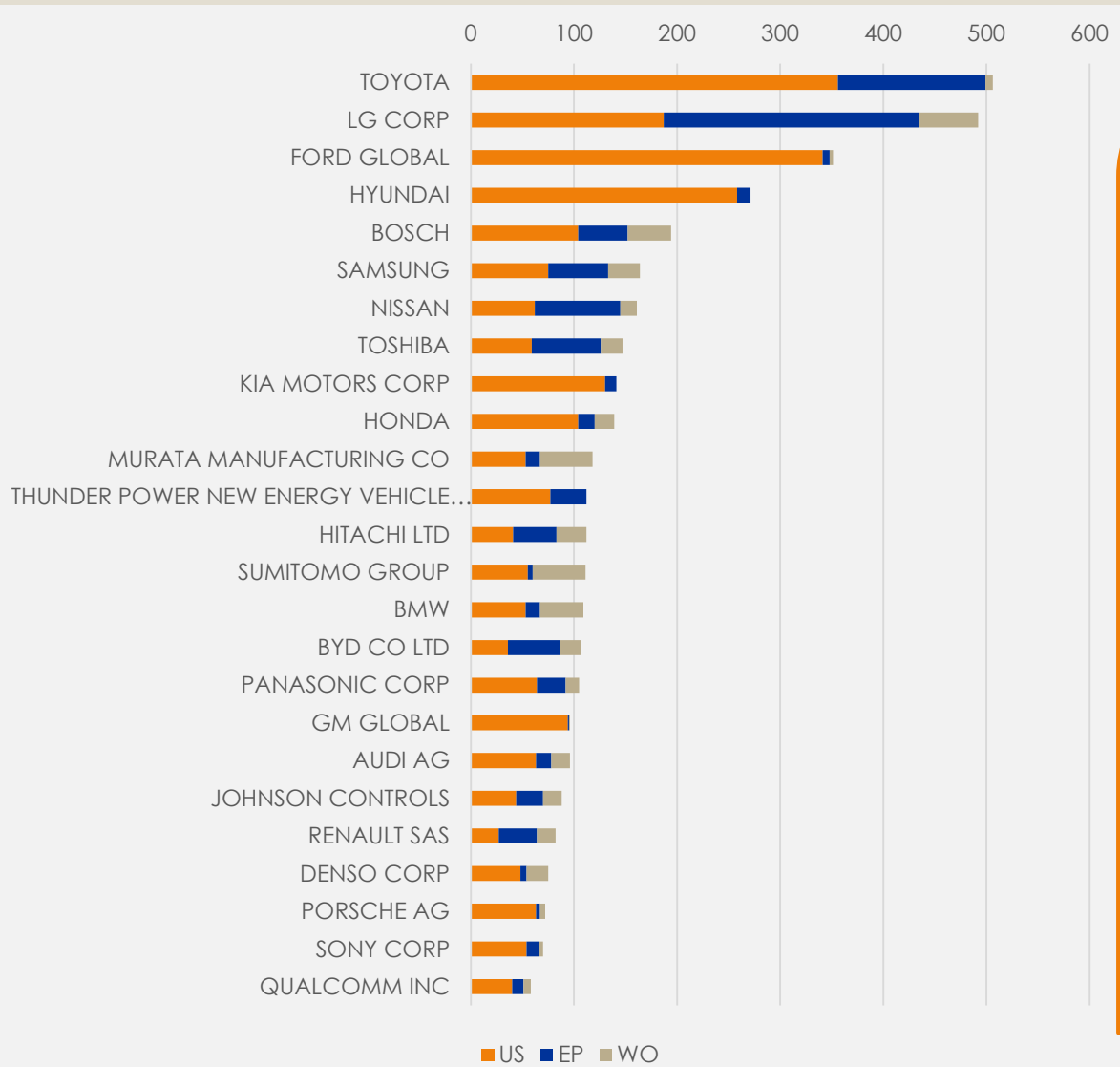
This chart shows the distribution of 2018 Battery-related Vehicle publications within the category hierarchy.

- Many of the Vehicle related publications fall into multiple categories.

The inner circle shows each of the 5 technical battery sectors by volume, with sub-categories branching from the inner circle (the Markets sector is not shown here to reduce redundancy).

Vehicle innovations were primarily focused on Battery Modules, Materials, and Usage/Lifecycle topics.

Top Assignees: Vehicles – 2018



Toyota, LG, Ford, and Hyundai lead the pack in IP related to Vehicle Battery technology.

LG, Nissan, Toshiba, BYD, Hitachi and Renault have budgeted heavily on IP protections in the European market.

Most other companies appear focused on US protection, including LG, Ford, Hyundai, and Kia.

The increase of innovation by multinational electronics manufacturers in the Vehicle sector may indicate a convergence of technology and business strategies.

*Worldwide = U.S. published applications, U.S. granted patents, European (EP) published applications, European (EP) granted patents, World Intellectual Property Organization (WO) published applications

Top Assignees: **Vehicle** by Sector

Top companies publishing patents in the Vehicle Battery sector are filing steadily in every sub-category (except Cells).

Top companies are still innovating in the Hybrid Systems space, including Toyota, Ford, Hyundai, Nissan, Kia, and BYD.

LG and Toshiba focus on IP related to battery materials in the vehicle space.

LG is the only assignee focused on Battery Cells.

Assignee	Battery Modules	Cells	Hybrid Systems	Markets	Materials	Usage/Lifecycle
TOYOTA	158	2	35	506	42	43
LG CORP	335	35	2	492	104	91
FORD GLOBAL	147	3	41	351	8	15
HYUNDAI	104	1	45	271	5	17
BOSCH	71	3	12	194	22	17
SAMSUNG	85	0	8	164	15	19
NISSAN	36	1	23	161	4	1
TOSHIBA	19	0	2	147	78	44
KIA MOTORS CORP	49	0	20	141	1	7
HONDA	44	0	4	139	6	5
MURATA MANUFACTURING	18	0	0	118	52	26
THUNDER POWER	70	0	0	112	2	7
HITACHI LTD	61	0	9	112	8	14
SUMITOMO GROUP	27	0	1	111	2	10
BMW	37	1	8	109	8	2
BYD CO LTD	41	3	25	107	9	13
PANASONIC CORP	18	0	2	105	3	12
AUDI AG	35	0	3	96	8	9
GM GLOBAL	54	0	7	96	11	10
JOHNSON CONTROLS	57	3	5	88	11	40
RENAULT SAS	42	0	18	82	3	5
DENSO CORP	20	0	2	75	5	3
PORSCHE AG	28	1	2	72	11	2
LITHIUM ENERGY & POWER	28	2	1	48	18	18
VOLVO TRUCK CORP	27	0	2	39	0	7
JAGUAR LAND ROVER LTD	26	1	6	37	0	4

2018 Advanced Battery Summary



- Battery-related patent filings increased last year, with more than 27,000 new publications in 2018 (there were about 25,000 in 2017).
- 2018 quarterly volume hovered around 7,000 combined US, EP, and WO publications.
- U.S. activity followed the quarterly trend, and again outpaced EP and WO filings.
- While there was a net decrease in US publications, the volume of EP patents granted in 2018 increased 17% over 2017.
- In 2018, **LG**, **Samsung**, and **Toyota** continued to be the top assignees, together accounting for 15% of worldwide battery-related patent publications.
- The increase of innovation by multinational electronics manufacturers in the Automotive sector may indicate a convergence of technology and business strategies.
- Automotive innovation was primarily focused on Battery Modules, followed by Materials and Usage/Lifecycle topics.
- Drill-downs on Assembly, Li-Oxide Cathodes, and Grid Storage reveal valuable insights, including investment details of multi-nationals, and the presence of new innovators.

*Worldwide = U.S. published applications, U.S. granted patents, European (EP) published applications, European (EP) granted patents, World Intellectual Property Organization (WO) published applications

With ABC PatentEdge...



- Track worldwide patent filing, publication and issuance trends in more than 200 advanced battery related tech categories
- Identify which patents have been assigned to which companies
- Learn what trends within specific technologies are developing
- Identify key thought leaders in different technical areas
- Review patent activity coming from universities and research institutions filing patents in particular technology areas
- Find out where leading companies are really making their bets

Want More?

Visit our [website](#) for additional information or contact IP Checkups via [email](#).

Patent-101:



PATENT FACTS:

- Patent applications typically publish within 18 months of their filing date
- In the U.S. & in Europe, patents usually issue within 3-5 years
- The World Intellectual Property Organization (WO) is a publication authority only. Patents filed in the WO never issue.

KEY TERMINOLOGY:

- Assignee:** The person or entity who owns the patent or patent application in question. Ownership of a patent document may be shared or transferred, on multiple occasions and/or among multiple parties.
- Patent Application:** A formal application for a patent. This classification includes all types of patent applications (i.e., utility, design, plant, and reissue) except provisional patent applications. The non-provisional application establishes the filing date and initiates the examination process. A non-provisional utility patent application must include a specification, including a claim or claims; drawings, when necessary; an oath or declaration; and the prescribed filing fee.
- Granted/Issued Patent:** Once the patent application complies with the requirements of the relevant patent office, a property right is granted to an inventor “to exclude others from making, using, offering for sale, or selling the invention or importing the invention” into a specific country for a limited time in exchange for public disclosure of the invention when the patent is granted.
- Patent Document/Patent Publication:** Blanket terms used to describe a group of publicly available documents that includes both issued patents & published patent applications



IP CHECKUPS WORK PRODUCT DISCLAIMER

THE INFORMATION IN THIS REPORT WAS PREPARED BY IP CHECKUPS. IP CHECKUPS IS A RESEARCH FIRM THAT PROVIDES TECHNICAL ANALYSIS AND TECHNICAL OPINIONS. IP CHECKUPS IS NOT A LAW FIRM. THE RESEARCH, TECHNICAL ANALYSIS AND/OR WORK PROVIDED BY IP CHECKUPS AND CONTAINED HEREIN IS NOT A LEGAL OPINION AND SHOULD NOT BE CONSTRUED AS SUCH. IP CHECKUPS HAS USED REASONABLE EFFORTS IN COLLECTING, PREPARING AND PROVIDING QUALITY INFORMATION AND MATERIAL, BUT DOES NOT WARRANT OR GUARANTEE THE ACCURACY, COMPLETENESS, ADEQUACY OR CURRENCY OF THE INFORMATION CONTAINED IN THIS REPORT. USERS OF THE INFORMATION DO SO AT THEIR OWN RISK AND SHOULD INDEPENDENTLY CORROBORATE SAID INFORMATION PRIOR TO ANY USE OF IT. IP CHECKUPS IS NOT RESPONSIBLE FOR THE RESULTS OF ANY DEFECTS IN THE SOFTWARE USED OR OTHERWISE THAT MAY BE FOUND TO EXIST IN THIS MATERIAL, OR ANY LOST PROFITS OR OTHER CONSEQUENTIAL DAMAGES THAT MAY RESULT FROM SUCH DEFECTS. THE INFORMATION CONTAINED IN THIS REPORT IS NOT TO BE CONSTRUED AS LEGAL OR INVESTMENT ADVICE AND SHOULD NOT BE CONFUSED AS ANY SORT OF LEGAL OR INVESTMENT ADVICE. IP CHECKUPS DOES NOT UNDERTAKE TO ADVISE OR UPDATE THE RECIPIENT OR ANY OTHER READER OF THIS REPORT OF CHANGES IN ITS OPINIONS OR INFORMATION, UNLESS CONTRACTED BY THE RECIPIENT TO DO SO. THIS INFORMATION IS PROVIDED "AS IS". IP CHECKUPS OR ITS EMPLOYEES HAVE OR MAY HAVE A LONG OR SHORT POSITION OR HOLDING IN THE SECURITIES, OPTIONS ON SECURITIES, OR OTHER RELATED INVESTMENTS OF COMPANIES MENTIONED HEREIN. IP CHECKUPS ASSUMES NO LIABILITY FOR AND USER(S) ACKNOWLEDGES THAT IP CHECKUPS SHALL HAVE NO LIABILITY FOR ANY USES, LAWFUL OR OTHERWISE, MADE BY USER(S) OF THE INFORMATION CONTAINED IN THIS REPORT. THIS REPORT WAS PREPARED BY IP CHECKUPS. PORTIONS OF IP CHECKUP'S REPORT INCLUDE RESULTS FROM THE USE OF SOFTWARE AND DATABASES LICENSED FROM VARIOUS SOFTWARE AND DATABASE PROVIDERS. THIS SOFTWARE AND DATABASES MAY CONTAIN DEFECTS, ERRORS, BUGS, INACCURATE, OR INCOMPLETE INFORMATION WHICH MAY AFFECT OUR RESULTS. THIS REPORT IS BASED ON INFORMATION AVAILABLE TO THE PUBLIC.